



10/17/2023

Location:Menomonie-WI

Trial: CPT-090

PLDATE: 5/17/2023

HDATE:

Irrigation:

YES

Hybrid	Yield	Moisture	TWT Mn	\$/Acre
NK9044-AA	285.9	19.7	49.6	1280.79
NK9231-AA	282.3	21.1	51.0	1242.03
CP3490VT2P/RIB	275.3	21.2	51.2	1209.10
P9301AM	272.8	20.6	53.4	1207.13
DKC43-75RIB	266.0	20.0	52.5	1187.38
B91W35AM	260.3	19.7	51.7	1165.54
DKC093-77RIB	259.2	19.8	52.5	1159.36
P9193Q	258.5	19.6	53.2	1157.87
B93V26AM	260.3	20.3	51.8	1157.39
CP3166VT2P/RIB	251.7	19.1	49.2	1135.12
CP2851VT2P/RIB	245.5	18.2	51.2	1119.82
B92D25AM	252.9	21.1	52.6	1113.73
P8989AM	248.3	20.4	50.7	1102.58
CP3314VT2P/RIB	245.3	19.9	50.4	1095.74
CP2965VT2P/RIB	242.4	19.2	51.6	1092.64
NK9175-DV	246.3	20.8	52.0	1088.09
CP2845SS/RIB	238.8	20.3	51.1	1061.98
CP2845VT2P/RIB	234.5	19.4	51.7	1054.61
DKC39-55RIB	231.8	18.7	50.0	1050.41
B91K05AM	236.1	20.4	51.4	1048.82
P9193AM	234.4	20.1	53.2	1044.71
CP3337VT2P/RIB	231.3	19.9	51.4	1032.72
B92W94AM	229.2	19.7	50.4	1026.82
B92D25Q	230.8	20.4	52.6	1024.51
P9211AM	226.0	19.4	49.6	1016.16
DKC41-55RIB	219.1	19.4	50.6	984.66
NK9021-D	220.0	20.1	49.9	980.99
DKC40-64RIB	220.6	20.4	50.5	979.59
Mn	246.6	19.8	51.3	1102.74
LSD(.10)	14.2	0.8	1.7	62.94
#Reps	3	3	3	3
CVErr	4.246	3.121	2.490	4.200

\$/Acre Assumptions = \$4.70/Bushel Selling Price and \$0.05/Point of Moisture over 15.5%.



Learn more about our brands at winfieldunited.com

Results are generated from field observations and may change as additional data is gathered. Crop results are dependent on the impact of many factors beyond the control of WinField United including without limitation, reduced performance due to weather, soil variations and may even reflect differences in agronomic practices.

© 2023 WinField United. Answer Plot®, CROPLAN® and WinField® are trademarks of WinField United.



CORN

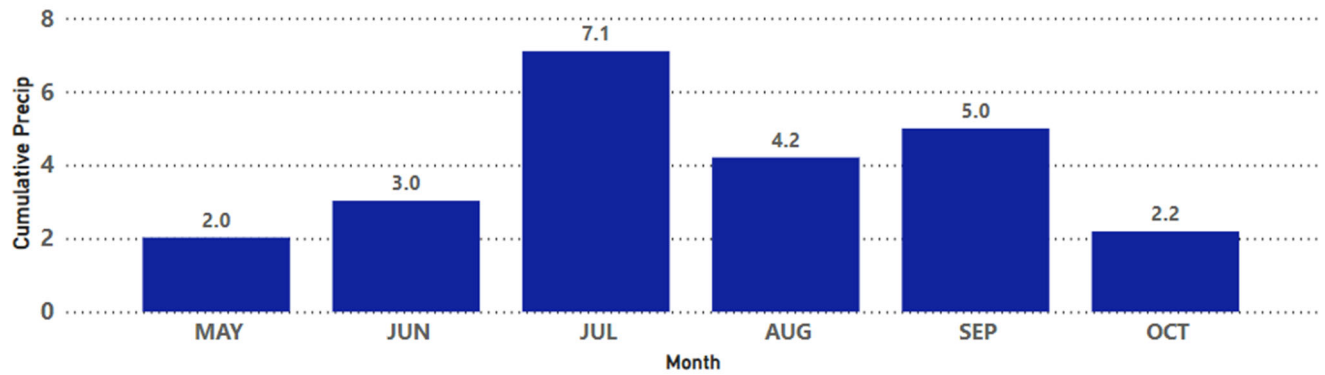
Answer Plot[®]
By WINFIELD
UNITED
YIELD REPORT 2023

Annual Precipitation and GDU's

Season Precip

● MENOMONIE-WI

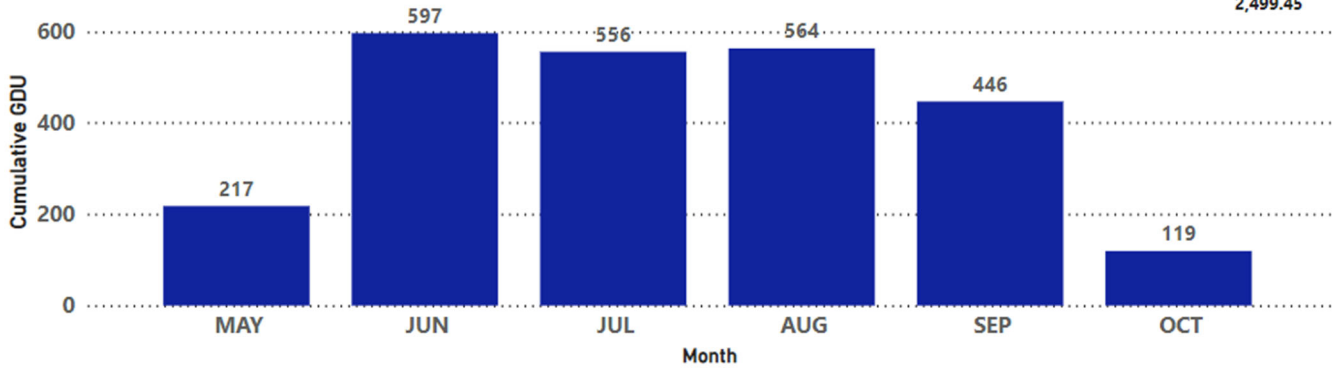
23.54



Season GDU

● MENOMONIE-WI

2,499.45



WINFIELD[®]
UNITED

CROPLAN[®]

Learn more about our brands at
winfieldunited.com

Results are generated from field observations and may change as additional data is gathered. Crop results are dependent on the impact of many factors beyond the control of WinField United including without limitation, reduced performance due to weather, soil variations and may even reflect differences in agronomic practices.

© 2023 WinField United. Answer Plot[®], CROPLAN[®] and WinField[®] are trademarks of WinField United.



10/17/2023

Location: Menomonie-WI

Trial: CPT-095

PLDATE: 5/17/2023

HDATE:

Irrigation:

YES

Hybrid	Yield	Moisture	TWT Mn	\$/Acre
DKC096-21RIB	285.1	21.5	50.3	1247.39
DKC45-35RIB	283.3	21.3	52.2	1242.65
P9540AM	280.1	21.9	49.9	1219.10
B97G09AM	278.6	21.8	49.3	1215.14
B94Z97Q	276.6	22.4	51.3	1195.78
CP3575VT2P/RIB	267.5	20.5	51.9	1186.69
NK9231-AA	267.7	21.3	50.8	1175.08
DKC44-98RIB	268.5	21.8	51.0	1171.24
CP3899VT2P/RIB	264.8	21.2	50.1	1162.71
NK9771-DV	265.4	21.6	52.9	1160.31
B95R21AM	267.2	22.9	51.3	1146.90
DKC45-74RIB	262.4	22.1	50.9	1140.05
CP3724VT2P/RIB	268.2	24.1	49.9	1132.77
P9624Q	257.3	22.1	50.7	1117.49
B96Y34AM	261.3	23.8	50.1	1106.76
B97K12Q	258.3	23.3	50.4	1103.52
CP3699RR	252.5	22.0	50.1	1098.22
CP3399SS/RIB	250.4	21.6	49.6	1094.12
CP3735SS/RIB	256.2	23.9	51.6	1084.44
CP3490VT2P/RIB	250.8	22.6	49.9	1080.94
P9772AM	253.3	23.4	48.7	1079.41
CP3735VT2P/RIB	247.8	22.5	51.8	1069.65
B95J39AM	236.7	20.7	50.2	1046.74
NK9832-AA	250.3	25.0	50.3	1042.77
NK9535-V	240.4	22.3	51.4	1041.40
DKC47-27RIB	230.1	21.8	52.1	1003.91
NK9175-DV	226.4	20.8	50.1	1000.01
P9492AM	216.1	20.1	50.1	962.52
DKC47-84RIB	217.0	21.6	49.8	949.06
Mn	257.5	21.9	50.5	1120.38
LSD(.10)	11.7	1.6	1.4	57.69
#Reps	3	3	3	3
CVErr	3.350	5.245	2.042	3.790

\$/Acre Assumptions = \$4.70/Bushel Selling Price and \$0.05/Point of Moisture over 15.5%.



Learn more about our brands at winfieldunited.com

Results are generated from field observations and may change as additional data is gathered. Crop results are dependent on the impact of many factors beyond the control of WinField United including without limitation, reduced performance due to weather, soil variations and may even reflect differences in agronomic practices.

© 2023 WinField United. Answer Plot®, CROPLAN® and WinField® are trademarks of WinField United.



CORN

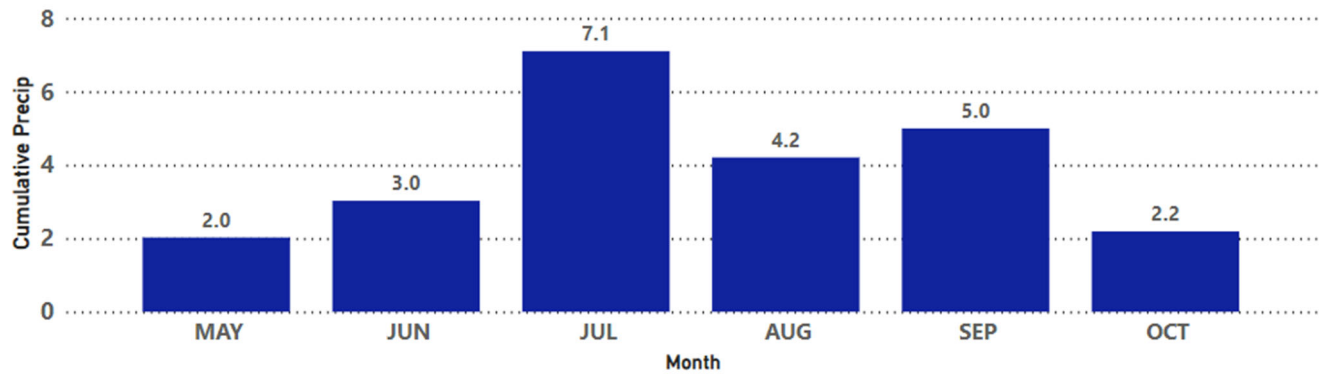
Answer Plot[®]
By WINFIELD
UNITED
YIELD REPORT 2023

Annual Precipitation and GDU's

Season Precip

● MENOMONIE-WI

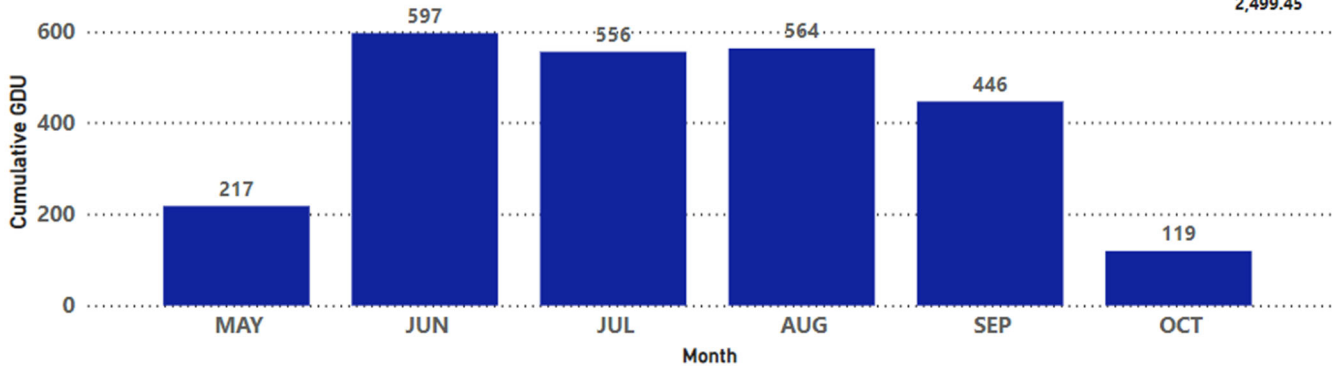
23.54



Season GDU

● MENOMONIE-WI

2,499.45



WINFIELD[®]
UNITED

CROPLAN[®]

Learn more about our brands at
winfieldunited.com

Results are generated from field observations and may change as additional data is gathered. Crop results are dependent on the impact of many factors beyond the control of WinField United including without limitation, reduced performance due to weather, soil variations and may even reflect differences in agronomic practices.

© 2023 WinField United. Answer Plot[®], CROPLAN[®] and WinField[®] are trademarks of WinField United.



10/17/2023

Location:Menomonie-WI

Trial: CPT-100

PLDATE: 5/17/2023

HDATE:

Irrigation:

YES

Hybrid	Yield	Moisture	TWT Mn	\$/Acre
DKC101-35RIB	293.2	23.2	48.7	1254.45
CP3980VT2P/RIB	281.3	22.4	50.9	1215.86
CP3852TRE/RIB	281.8	22.6	50.3	1214.56
NK9771-DV	273.8	21.9	51.2	1192.94
DKC52-99RIB	279.3	24.6	50.5	1170.48
P9955AM	274.6	23.5	50.4	1169.19
B03H35AM	270.4	22.6	50.9	1166.74
DKC48-34RIB	269.2	23.3	50.2	1150.31
CP3715SSPRO/RIB	272.3	24.3	49.9	1146.49
CP4265VT2P/RIB	265.0	22.5	49.9	1143.85
CP3724VT2P/RIB	266.5	23.1	48.9	1140.31
CP3899VT2P/RIB	260.4	22.8	49.3	1120.22
NK0367-AA	275.2	26.5	49.9	1119.77
CP4188SS/RIB	263.6	23.9	48.6	1115.42
DKC103-47RIB	268.2	25.5	50.0	1108.59
B01V22AM	257.8	23.4	48.6	1099.47
CP4079VT2P/RIB	256.2	23.0	50.4	1099.09
B00M18Q	258.1	24.0	50.4	1091.74
NK9832-AA	253.5	22.8	48.7	1089.74
B99A24AM	251.6	22.8	49.1	1081.53
B98Z37AM	254.0	23.9	49.3	1075.04
CP4188VT2P/RIB	250.8	23.2	49.5	1072.32
DKC49-24RIB	249.7	23.2	51.0	1067.43
DKC099-11RIB	246.1	24.0	45.1	1040.76
NK0007-AA	241.0	23.1	51.1	1032.43
P0075Q	246.1	26.6	48.1	999.37
B01Z88AM	243.2	26.2	48.5	994.13
NK0295-AA	235.1	24.3	48.8	989.51
CP4444VT2P/RIB	226.8	24.1	48.2	957.09
NK0243-D	226.1	24.1	46.6	954.64
Mn	258.4	23.7	49.2	1097.65
LSD(.10)	13.5	1.4	1.4	68.74
#Reps	3	3	3	3
CVErr	3.832	4.395	2.106	4.609

\$/Acre Assumptions = \$4.70/Bushel Selling Price and \$0.05/Point of Moisture over 15.5%.



Learn more about our brands at winfieldunited.com

Results are generated from field observations and may change as additional data is gathered. Crop results are dependent on the impact of many factors beyond the control of WinField United including without limitation, reduced performance due to weather, soil variations and may even reflect differences in agronomic practices.

© 2023 WinField United. Answer Plot®, CROPLAN® and WinField® are trademarks of WinField United.



CORN

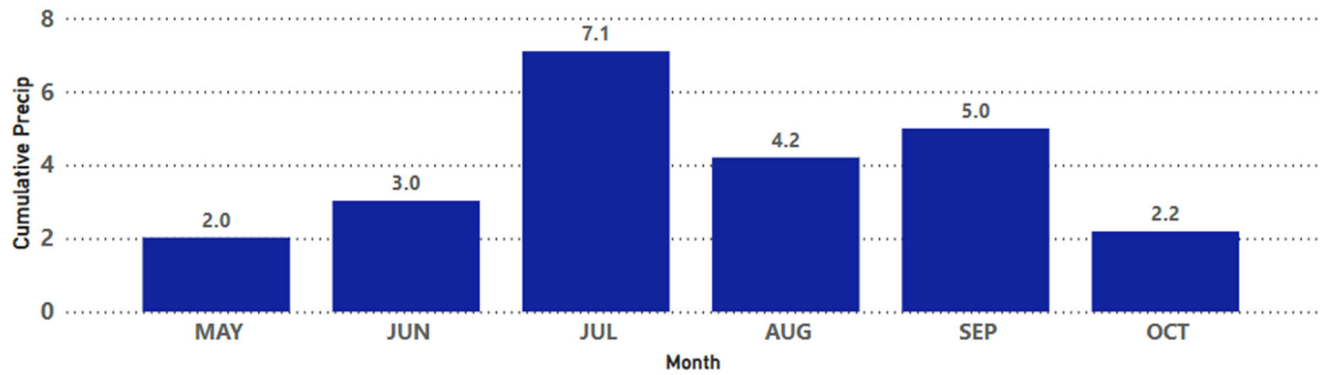
Answer Plot[®]
By WINFIELD
UNITED
YIELD REPORT 2023

Annual Precipitation and GDU's

Season Precip

● MENOMONIE-WI

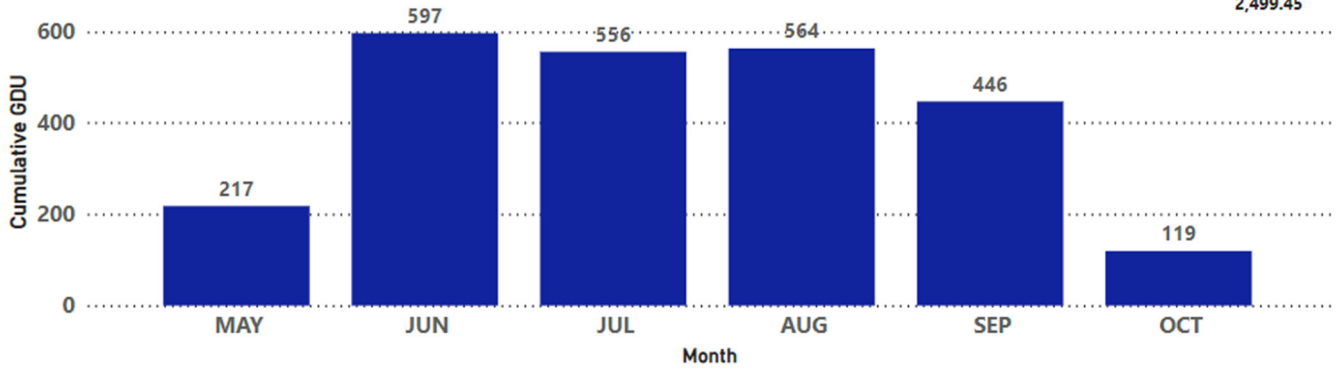
23.54



Season GDU

● MENOMONIE-WI

2,499.45



WINFIELD[®]
UNITED

CROPLAN[®]

Learn more about our brands at
winfieldunited.com

Results are generated from field observations and may change as additional data is gathered. Crop results are dependent on the impact of many factors beyond the control of WinField United including without limitation, reduced performance due to weather, soil variations and may even reflect differences in agronomic practices.

© 2023 WinField United. Answer Plot[®], CROPLAN[®] and WinField[®] are trademarks of WinField United.



CORN SILAGE

Answer Plot[®] By WINFIELD UNITED YIELD REPORT 2023

10/6/2023

Location: Menomonie-WI

Trial: S-100

PLDATE: 5/17/2023

HDATE: 9/7/2023

Irrigation:

YES

Hybrid	RM	Yield30% DM		Moisture	Milk/acre	Milk/ton	NDFD	NDF	STARCH	CP	IVD	TDN
		Tons/acre										
B03R87Q	103	39.4	74.0	37320	3162	52.4	41.6	26.7	6.9	78.3	70.0	
B04V12Q	104	38.3	72.4	37682	3278	52.4	41.5	28.1	7.0	78.2	71.4	
P0075Q	100	38.2	74.0	37386	3251	51.6	41.6	27.8	7.2	78.6	70.9	
DKC53-94RIB	103	37.9	73.4	36827	3245	50.9	40.5	28.9	6.9	79.4	70.8	
B99A24Q	99	37.6	71.5	36251	3208	51.3	40.4	28.2	7.1	79.3	70.3	
CP3852TRE/RIB	98	36.8	70.7	37411	3386	51.4	40.8	30.5	6.8	79.1	72.6	
CP4265VT2P/RIB	102	36.4	73.1	36689	3367	51.1	42.2	29.2	7.1	78.5	72.3	
B04R11Q	104	36.2	72.6	34789	3207	52.5	41.7	27.0	7.1	78.2	70.5	
CP4100SVT2P/RIB	101	35.9	75.4	34654	3216	50.2	41.8	27.9	6.9	79.0	70.3	
DKC52-18RIB	102	35.9	74.2	35105	3267	50.8	42.1	28.1	7.1	78.6	71.0	
CP4444VT2P/RIB	104	35.6	72.1	35471	3331	51.5	41.2	29.4	6.8	78.8	71.9	
NK9771-DV	97	35.2	71.2	35638	3362	50.2	41.4	29.5	7.5	79.3	72.1	
CP3724VT2P/RIB	97	34.9	72.6	34980	3348	49.9	41.2	30.0	7.1	79.5	71.9	
NK9991-D	99	34.9	71.5	34920	3342	50.8	41.6	29.0	7.4	78.9	72.0	
NK0243-D	102	34.8	71.9	33607	3214	51.7	41.4	27.5	7.1	78.6	70.5	
NK0295-AA	102	34.5	70.0	34842	3365	50.9	40.4	30.1	7.3	79.5	72.2	
CP4188VT2P/RIB	101	34.4	73.7	34100	3311	50.3	41.8	29.1	7.0	79.1	71.5	
CP3980VT2P/RIB	99	34.1	72.5	34459	3351	51.4	41.6	29.4	6.8	78.6	72.1	
DKC098-55RIB	98	34.0	71.4	33894	3323	51.5	40.9	29.3	7.1	79.0	71.8	
DKC51-91RIB	101	33.7	71.6	35022	3471	51.3	41.2	31.1	6.9	78.8	73.3	
CP4188SS/RIB	101	33.6	72.2	33870	3370	50.5	41.6	29.9	7.0	79.1	72.2	
P0220Q	102	32.1	69.8	32219	3356	51.8	41.5	28.8	7.5	78.5	72.3	
NK0007-AA	100	31.8	71.8	32233	3362	50.3	41.7	29.3	7.4	79.0	72.1	
Mn		35.3	72.3	35036	3307	51.2	41.4	28.9	7.1	78.8	71.5	
LSD(.10)		2.3	1.8	2417	58	1.0	0.7	1.1	0.2	0.6	0.8	
#Reps		2	2	2	2	2	2	2	2	2	2	
CVErr		3.767	1.443	4.064	1.031	1.127	0.952	2.141	1.268	0.467	0.628	



Learn more about our brands at winfieldunited.com

Results are generated from field observations and may change as additional data is gathered. Crop results are dependent on the impact of many factors beyond the control of WinField United including without limitation, reduced performance due to weather, soil variations and may even reflect differences in agronomic practices.

© 2023 WinField United. Answer Plot[®], CROPLAN[®] and WinField[®] are trademarks of WinField United.



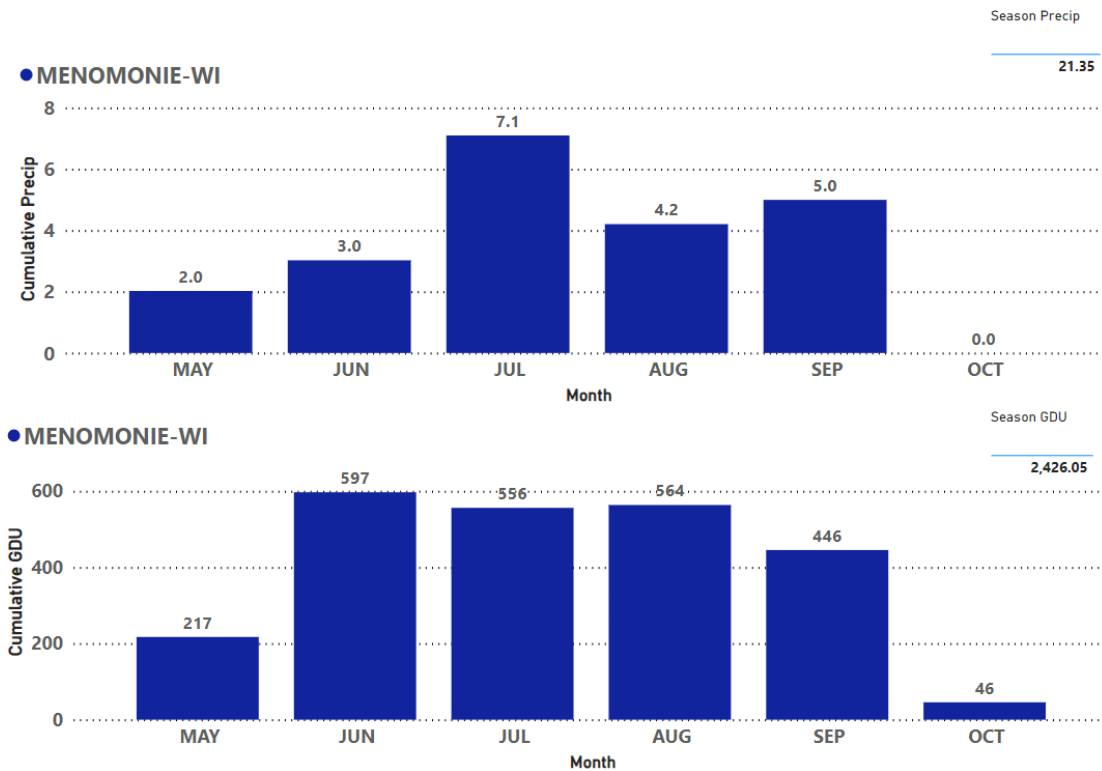
CORN SILAGE

Answer Plot[®]

By **WINFIELD UNITED**

YIELD REPORT 2023

Annual Precipitation and GDU's



WINFIELD UNITED

CROPLAN

Learn more about our brands at winfieldunited.com

Results are generated from field observations and may change as additional data is gathered. Crop results are dependent on the impact of many factors beyond the control of WinField United including without limitation, reduced performance due to weather, soil variations and may even reflect differences in agronomic practices.

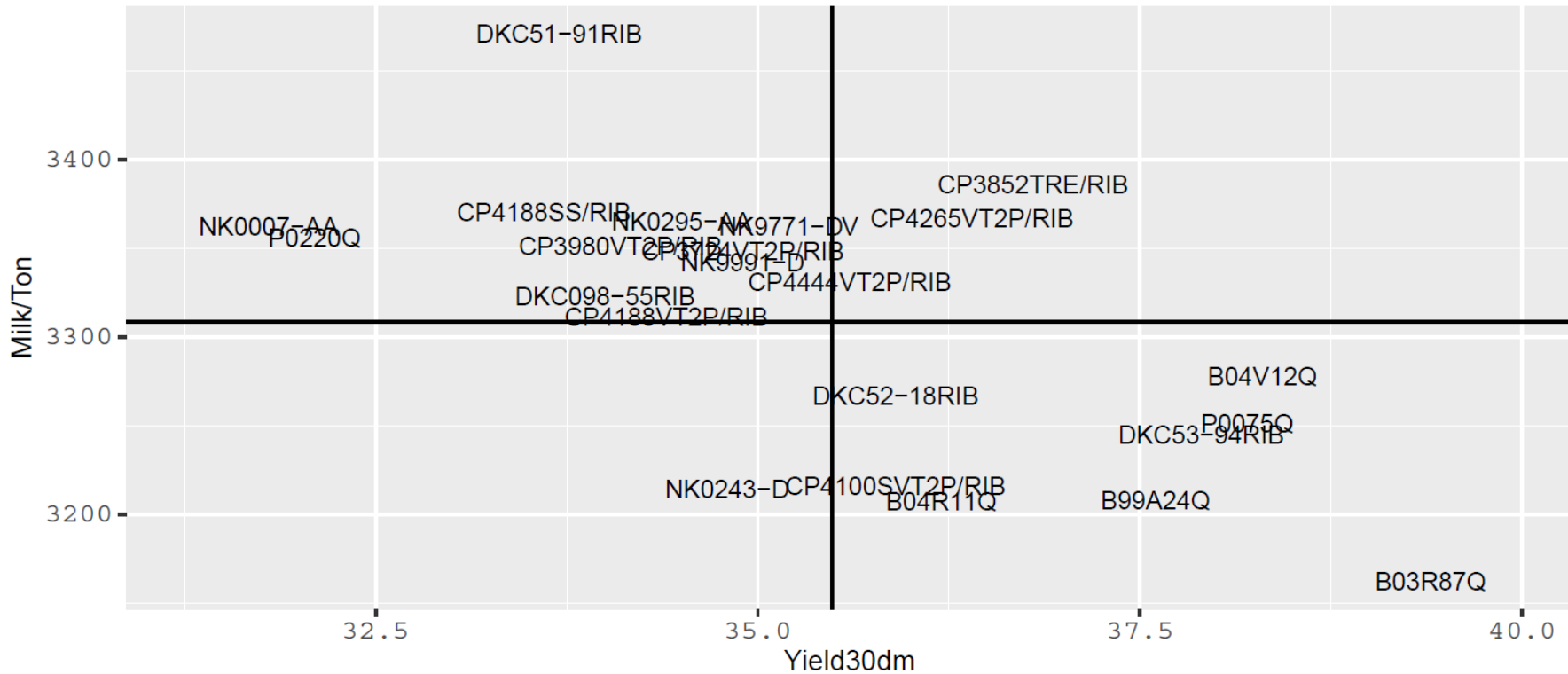
© 2023 WinField United. Answer Plot[®], CROPLAN[®] and WinField[®] are trademarks of WinField United.

CORN SILAGE

Answer Plot®
By WINFIELD UNITED

YIELD REPORT 2023

Relationship Between Yield and Milk/Ton in the S-100 Trial 37,500 ppa at Menomonie, Wisconsin



Learn more about our brands at winfieldunited.com

Results are generated from field observations and may change as additional data is gathered. Crop results are dependent on the impact of many factors beyond the control of WinField United including without limitation, reduced performance due to weather, soil variations and may even reflect differences in agronomic practices.

© 2023 WinField United. Answer Plot®, CROPLAN® and WinField® are trademarks of WinField United.



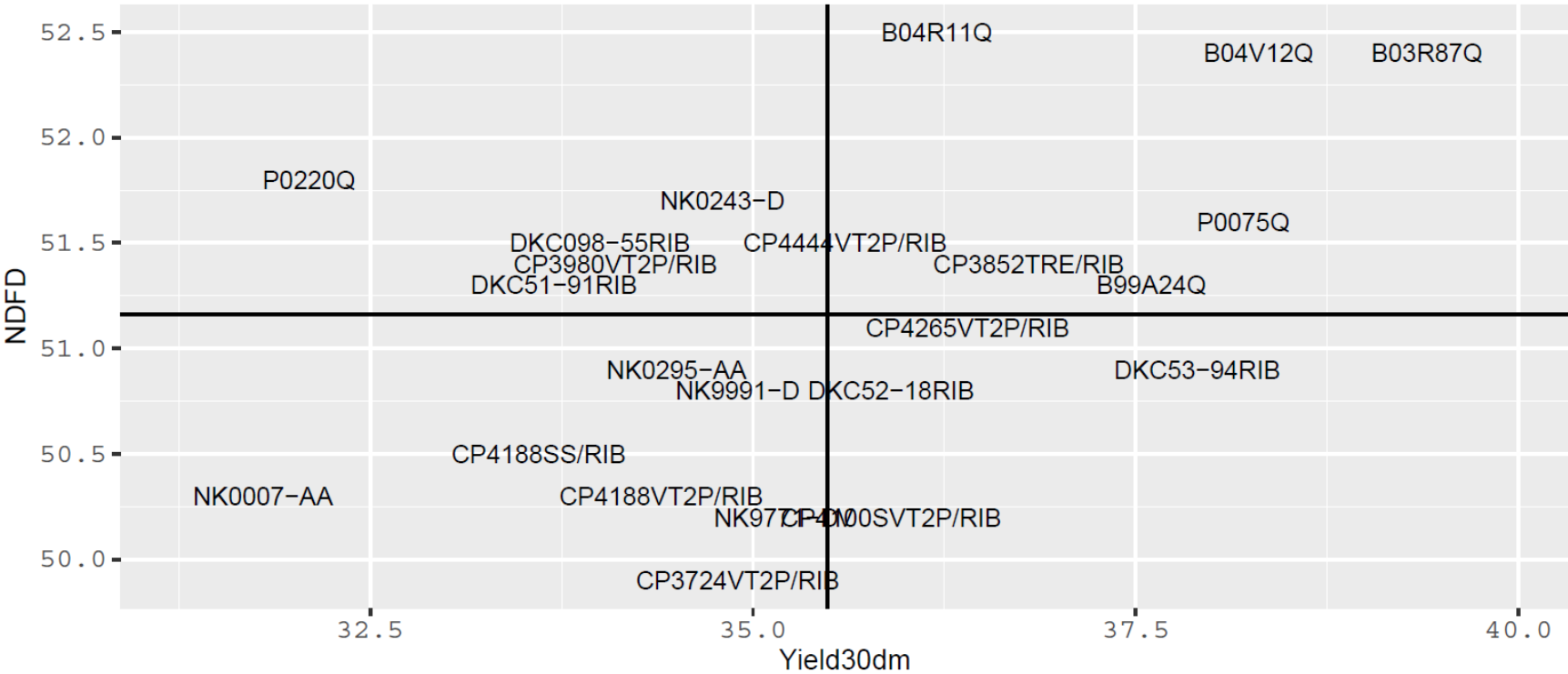
CORN SILAGE

Answer Plot[®]

By WINFIELD UNITED

YIELD REPORT 2023

Relationship Between Yield and NDFD in the S-100 Trial 37,500 ppa at Menomonie, Wisconsin



Learn more about our brands at winfieldunited.com

Results are generated from field observations and may change as additional data is gathered. Crop results are dependent on the impact of many factors beyond the control of WinField United including without limitation, reduced performance due to weather, soil variations and may even reflect differences in agronomic practices.

© 2023 WinField United. Answer Plot[®], CROPLAN[®] and WinField[®] are trademarks of WinField United.



CORN SILAGE

Answer Plot[®] By WINFIELD UNITED YIELD REPORT 2023

10/23/2023

Location: Menomonie-WI

Trial: S-105

PLDATE: 5/17/2023

HDATE: 9/13/2023

Irrigation:

YES

Hybrid	Yield30% DM		Moisture	Milk/acre	Milk/ton	NDFD	NDF	STARCH	CP	IVD	TDN
	RM	Tons/acre									
B09F18Q	109	40.7	74.3	39638	3236	51.1	42.0	27.5	7.3	78.6	70.7
CP4757VT2P/RIB	107	40.2	71.3	41503	3430	49.7	41.3	31.0	7.1	79.5	72.4
B06F91Q	106	39.9	72.9	38601	3217	50.0	41.4	28.2	7.1	79.4	70.3
B08V35Q	108	39.5	72.9	39262	3313	51.9	41.6	28.7	7.0	78.5	71.7
NK0440-AT_LowPop*	104	38.6	71.6	37293	3215	51.4	41.1	27.8	7.2	79.0	70.5
CP4516TRE/RIB	105	38.5	70.3	39454	3417	51.8	40.8	30.4	7.1	78.9	73.0
DKC57-23RIB	107	37.2	73.0	37342	3334	51.1	41.7	29.0	7.1	78.7	71.9
DKC107-33RIB	107	37.1	71.2	37366	3351	49.7	41.0	30.3	7.0	79.7	71.9
B08R32AM	108	37.0	73.4	35972	3241	52.2	41.8	27.4	7.2	78.2	70.9
CP4676SS/RIB	106	36.9	73.5	37090	3357	50.7	41.8	29.7	6.8	78.9	72.1
NK0748-D_LowPop*	107	36.6	71.8	34902	3173	50.8	40.8	27.6	7.1	79.3	69.9
NK0798-DV		36.6	71.1	35864	3255	51.3	41.8	28.1	6.9	78.6	70.9
DKC53-94RIB	103	36.2	72.3	35887	3292	51.2	41.4	28.8	6.9	78.8	71.4
CP4652SSPRO/RIB	106	35.7	72.3	35730	3325	51.6	41.9	29.0	6.7	78.4	71.8
DKC59-07RIB	109	35.6	72.4	35708	3337	51.0	41.8	29.3	6.8	78.7	71.9
P0688AM	106	35.6	72.9	35231	3293	50.5	42.3	28.3	7.2	78.6	71.3
DKC105-33RIB	105	34.4	70.1	35708	3438	51.9	41.8	29.9	7.1	78.3	73.3
NK0367-AA_LowPop*	103	34.2	68.4	34180	3319	51.0	40.9	29.0	7.5	79.2	71.7
Mn		37.4	71.6	37030	3297	51.1	41.5	28.7	7.1	78.8	71.4
LSD(.10)		2.3	1.1	2691	67	1.3	0.6	1.0	0.2	0.7	0.9
#Reps		2	2	2	2	2	2	2	2	2	2
CVErr		3.692	0.903	4.283	1.201	1.452	0.812	1.969	1.293	0.490	0.735

*Low populations planted at 30,000 plants per acre



Learn more about our brands at
winfieldunited.com

Results are generated from field observations and may change as additional data is gathered. Crop results are dependent on the impact of many factors beyond the control of WinField United including without limitation, reduced performance due to weather, soil variations and may even reflect differences in agronomic practices.

© 2023 WinField United. Answer Plot[®], CROPLAN[®] and WinField[®] are trademarks of WinField United.



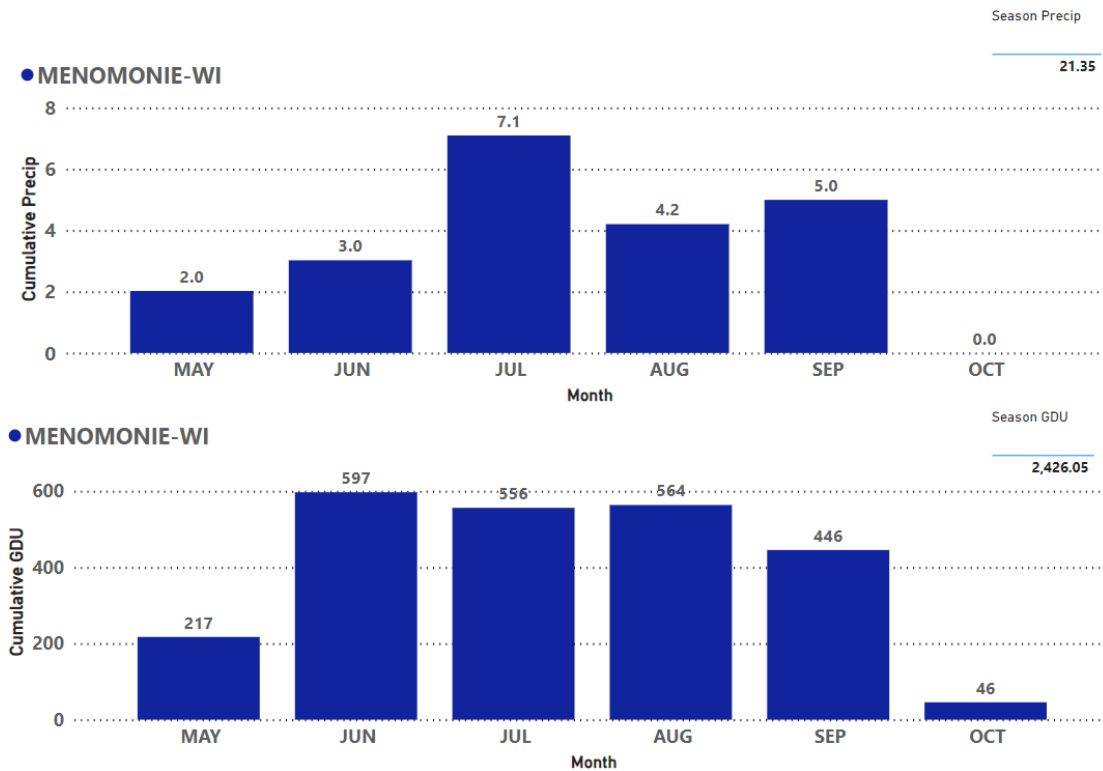
CORN SILAGE

Answer Plot[®]

By **WINFIELD UNITED**

YIELD REPORT 2023

Annual Precipitation and GDU's



WINFIELD UNITED

CROPLAN

Learn more about our brands at winfieldunited.com

Results are generated from field observations and may change as additional data is gathered. Crop results are dependent on the impact of many factors beyond the control of WinField United including without limitation, reduced performance due to weather, soil variations and may even reflect differences in agronomic practices.

© 2023 WinField United. Answer Plot[®], CROPLAN[®] and WinField[®] are trademarks of WinField United.



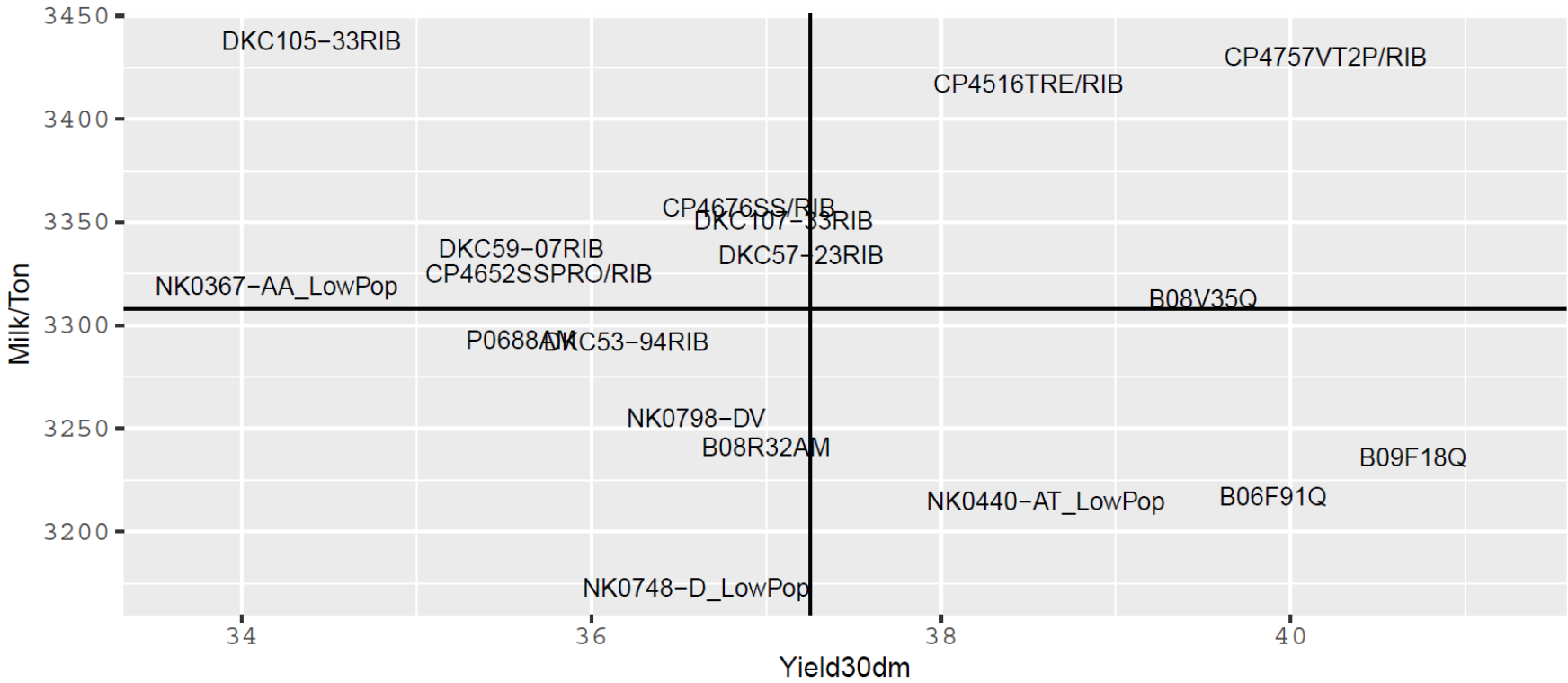
CORN SILAGE

Answer Plot[®]

By WINFIELD UNITED

YIELD REPORT 2023

Relationship Between Yield and Milk/Ton in the S-105 Trial 37,500 ppa at Menomonie, Wisconsin



Learn more about our brands at winfieldunited.com

Results are generated from field observations and may change as additional data is gathered. Crop results are dependent on the impact of many factors beyond the control of WinField United including without limitation, reduced performance due to weather, soil variations and may even reflect differences in agronomic practices.

© 2023 WinField United. Answer Plot[®], CROPLAN[®] and WinField[®] are trademarks of WinField United.



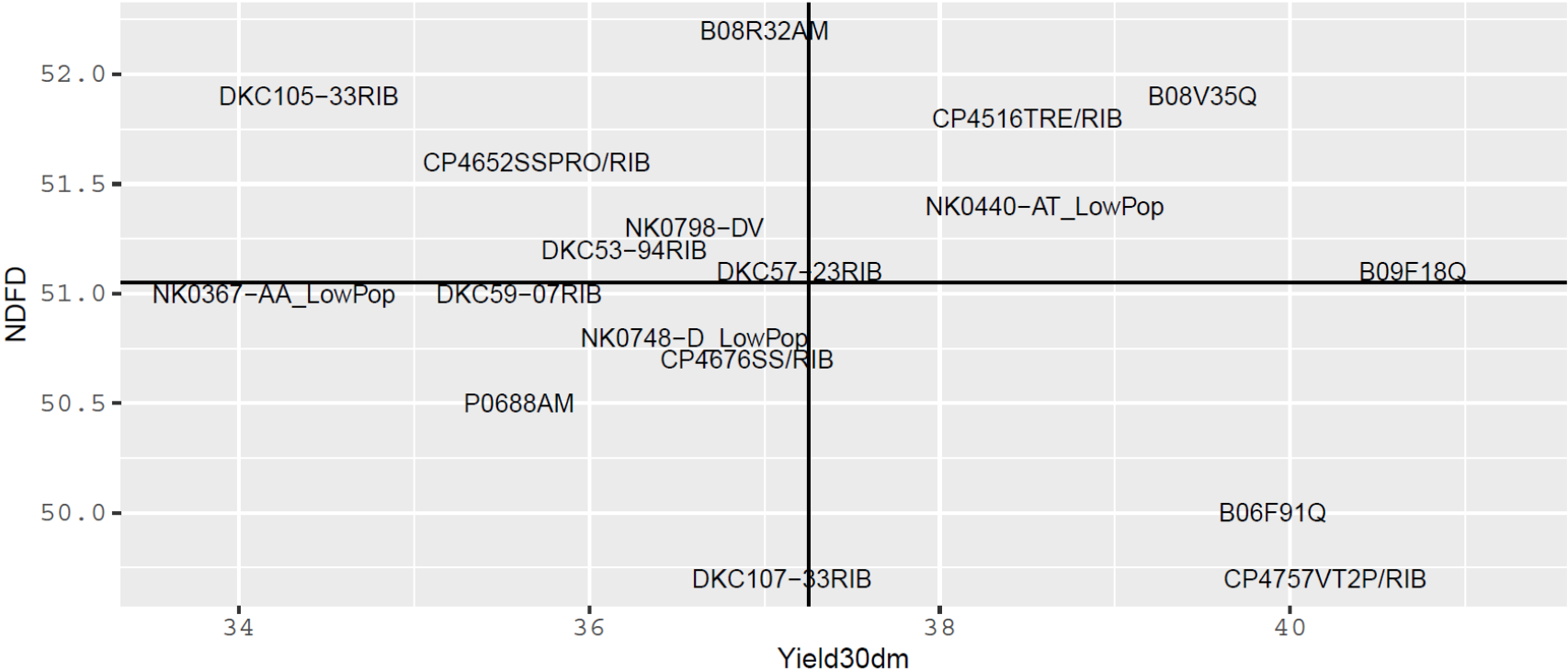
CORN SILAGE

Answer Plot®

By WINFIELD UNITED

YIELD REPORT 2023

Relationship Between Yield and NDFD in the S-105 Trial 37,500 ppa at Menomonie, Wisconsin



Learn more about our brands at winfieldunited.com

Results are generated from field observations and may change as additional data is gathered. Crop results are dependent on the impact of many factors beyond the control of WinField United including without limitation, reduced performance due to weather, soil variations and may even reflect differences in agronomic practices.

© 2023 WinField United. Answer Plot®, CROPLAN® and WinField® are trademarks of WinField United.

SOYBEANS

Answer Plot[®]

By WINFIELD UNITED

YIELD REPORT 2023

10/18/2023 Location: Menomonie-WI Trial: SPT-12 High White Mold Pressure
 PLDATE: 5/17/2023 HDATE: 10/10/2023 Irrigation: YES

Variety	BU/ACRE Mn	Moisture	TWT	\$/Acre
XO1372E	81.6	11.2	54.8	1021.80
NK11-A4E3	79.8	11.3	54.6	1037.03
CP1240XF	79.3	11.3	57.1	1031.36
B112EE	78.7	11.1	54.8	1023.40
NK11-U2XF	76.9	11.4	55.2	999.45
CP1121E	74.1	11.3	55.5	962.77
XO1212E	73.9	11.8	54.8	961.19
CP1130E	72.0	11.5	53.9	935.90
AG11XF2	71.7	11.1	55.6	931.97
CP1430E	71.1	11.6	55.4	923.72
AG12XF3	70.4	11.3	56.2	915.70
P10A76X	70.0	11.3	55.5	910.11
P13T47E	70.0	11.4	55.1	909.40
AG11XF4	69.8	11.4	55.3	907.22
NK14-C7XF	66.4	11.2	54.0	862.82
B131EE	65.9	11.7	54.1	857.08
CP1242XF	62.6	11.1	55.5	814.09
XO1133E	61.6	11.3	54.1	801.02
B152EE	60.5	11.4	55.2	786.37
XO1404E	58.8	12.7	52.5	764.50
NK14-W6E3	52.4	11.2	52.0	681.67
Mn	71.1	11.4	55.0	923.56
CVErr	6.857	2.078	1.920	6.960
LSD(.10)	8.3	0.4	1.8	109.10
#Reps	2	2	2	2

\$/Acre Assumptions = \$13.00/Bushel Selling Price



Learn more about our brands at winfieldunited.com

Results are generated from field observations and may change as additional data is gathered. Crop results are dependent on the impact of many factors beyond the control of WinField United including without limitation, reduced performance due to weather, soil variations and may even reflect differences in agronomic practices.

© 2023 WinField United. Answer Plot[®], CROPLAN[®] and WinField[®] are trademarks of WinField United.

SOYBEANS

Answer Plot[®]

By WINFIELD UNITED

YIELD REPORT 2023

10/18/2023 Location: Menomonie-WI Trial: SPT-16 High White Mold Pressure
 PLDATE: 5/17/2023 HDATE: 10/10/2023 Irrigation: YES

Variety	BU/ACRE Mn	Moisture	TWT	\$/Acre
P16A84X	82.0	11.6	55.7	1065.91
P17A87E	77.5	11.2	54.6	1007.79
AG15XF2	77.4	12.0	55.2	998.00
CP1430E	74.0	11.6	54.5	961.38
CP1721E	72.4	11.3	55.1	940.97
AG16XF3	70.0	11.5	56.3	909.58
NK16-Z6E3	69.7	11.5	52.6	906.43
CP1720E	68.5	11.7	54.8	890.85
B173EE	68.5	11.4	54.7	890.97
XO1404E	67.9	11.5	54.4	882.18
NK15-G9E3S	67.2	11.1	54.9	873.58
CP1540XF	63.7	11.4	54.9	827.80
CP1742XF	63.0	11.6	53.0	818.94
AG18XF1	62.8	11.4	53.6	816.87
B152EE	62.2	11.4	57.9	808.89
B163EE	60.5	11.3	53.0	786.07
XO1822E	60.2	11.5	52.6	782.07
XO1632E	57.0	11.5	50.3	740.42
CP1522E	56.2	11.3	52.0	730.36
CP1623E	55.0	11.5	52.7	715.01
CP1620E	54.5	11.5	52.5	708.95
Mn	66.5	11.5	53.9	864.37
CVErr	9.789	2.135	2.708	9.794
LSD(.10)	11.1	0.4	2.5	143.85
#Reps	2	2	2	2

\$/Acre Assumptions = \$13.00/Bushel Selling Price



Learn more about our brands at winfieldunited.com

Results are generated from field observations and may change as additional data is gathered. Crop results are dependent on the impact of many factors beyond the control of WinField United including without limitation, reduced performance due to weather, soil variations and may even reflect differences in agronomic practices.

© 2023 WinField United. Answer Plot[®], CROPLAN[®] and WinField[®] are trademarks of WinField United.

SOYBEANS

Answer Plot[®]

By WINFIELD UNITED

YIELD REPORT 2023

10/18/2023 Location: Menomonie-WI Trial: SPT-20 High White Mold Pressure
 PLDATE: 5/17/2023 HDATE: 10/10/2023 Irrigation: YES

Variety	BU/ACRE Mn	Moisture	TWT	\$/Acre
XO2181E	87.7	11.7	53.8	1139.92
CP2122E	81.2	11.4	54.6	1016.89
AG19XF3	80.8	11.6	55.8	1014.68
P18A73E	76.5	11.4	54.3	994.34
B202EE	74.1	11.9	55.7	963.28
NK21-C2E3	72.0	11.0	52.5	935.43
CP1742XF	71.0	11.7	55.9	923.47
B243EE	70.3	12.7	54.1	914.00
CP1923E	67.6	11.8	52.1	879.39
AG21XF2	67.6	11.7	53.6	878.24
XO2282E	67.4	11.3	53.9	875.84
P21A53E	67.1	12.1	51.7	872.33
B213EE	65.3	11.6	53.9	849.14
CP1930E	64.3	11.5	53.4	836.12
NK22-C4E3	61.0	11.3	52.8	793.53
AG20XF4	59.7	11.7	54.0	776.37
NK19-T8E3S	59.6	11.8	53.2	774.89
AG18XF1	58.6	11.7	53.8	761.66
CP1840XF	58.1	11.6	53.6	755.49
P19A66E	56.7	11.7	52.6	736.72
CP2054XF	56.5	12.1	57.4	734.26
CP2030E	54.9	11.9	52.2	713.15
XO2323E	43.4	11.4	53.2	564.69
Mn	66.6	11.7	53.8	863.32
CVErr	7.755	4.361	2.610	7.953
LSD(.10)	8.8	0.9	2.4	116.53
#Reps	2	2	2	2

\$/Acre Assumptions = \$13.00/Bushel Selling Price



Learn more about our brands at
winfieldunited.com

Results are generated from field observations and may change as additional data is gathered. Crop results are dependent on the impact of many factors beyond the control of WinField United including without limitation, reduced performance due to weather, soil variations and may even reflect differences in agronomic practices.

© 2023 WinField United. Answer Plot[®], CROPLAN[®] and WinField[®] are trademarks of WinField United.