



10/18/2023                      Location: WestSalem-WI                      Trial: CPT-095  
 PLDATE: 5/10/2023                      HDATE: 10/16/2023                      Irrigation:                      NO

Hybrid	Yield	Moisture	TWT Mn	\$/Acre
P9540AM	300.9	17.4	54.0	1384.91
B97G09AM	297.0	17.4	53.7	1366.49
DKC096-21RIB	299.3	18.1	55.8	1366.17
NK9231-AA	297.1	17.6	54.0	1365.10
B96Y34AM	296.1	18.4	54.8	1346.74
B97K12Q	295.3	18.5	56.1	1341.27
DKC45-74RIB	286.6	17.7	54.6	1314.11
NK9771-DV	286.7	18.1	55.6	1308.97
DKC45-35RIB	283.5	18.2	56.6	1293.30
P9772AM	281.6	18.0	54.4	1286.08
DKC44-98RIB	277.2	17.2	55.5	1278.65
CP3724VT2P/RIB	278.5	18.2	54.9	1269.61
P9492AM	276.1	17.5	55.6	1269.50
CP3699RR	277.6	18.0	55.7	1268.85
CP3899VT2P/RIB	273.3	17.8	55.1	1251.81
DKC47-84RIB	271.5	17.6	52.9	1247.59
P9624Q	272.7	18.2	54.9	1243.66
B95R21AM	270.5	18.1	55.6	1235.00
NK9535-V	273.3	19.0	56.6	1234.49
B95J39AM	266.9	17.7	56.0	1224.37
CP3575VT2P/RIB	263.3	17.0	57.1	1216.93
B94Z97Q	266.9	18.2	54.0	1216.23
NK9175-DV	259.5	18.1	55.7	1185.27
CP3490VT2P/RIB	256.7	17.8	55.2	1175.91
NK9832-AA	258.1	18.6	55.8	1172.23
DKC47-27RIB	246.2	17.6	57.7	1130.22
CP3399SS/RIB	246.5	17.9	56.1	1128.01
CP3735SS/RIB	245.8	18.0	56.1	1123.32
CP3735VT2P/RIB	238.7	17.8	57.6	1092.94
Mn	275.9	17.9	55.4	1262.71
LSD(.10)	16.0	0.6	1.0	73.34
#Reps	3	3	3	3
CVErr	4.274	2.333	1.362	4.274

\$/Acre Assumptions = \$4.70/Bushel Selling Price and \$0.05/Point of Moisture over 15.5%.



Learn more about our brands at [winfieldunited.com](http://winfieldunited.com)

Results are generated from field observations and may change as additional data is gathered. Crop results are dependent on the impact of many factors beyond the control of WinField United including without limitation, reduced performance due to weather, soil variations and may even reflect differences in agronomic practices.

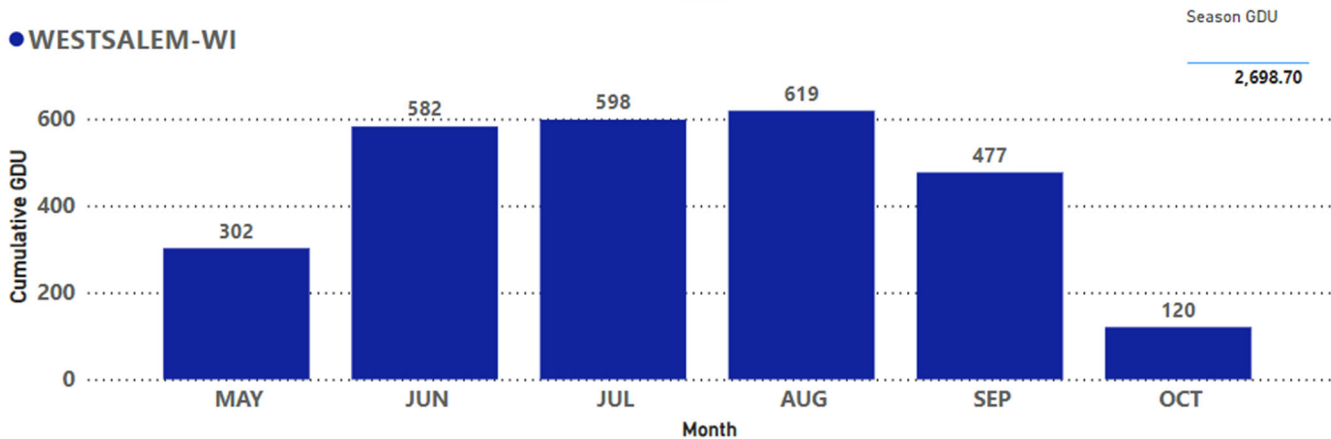
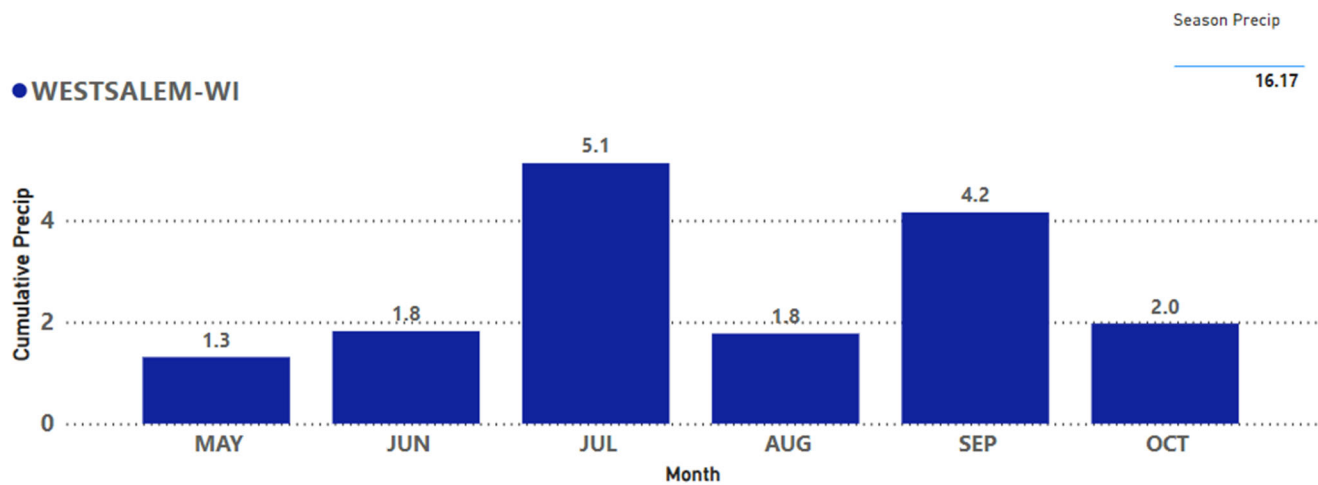
© 2023 WinField United. Answer Plot®, CROPLAN® and WinField® are trademarks of WinField United.



CORN

**Answer Plot<sup>®</sup>**  
By WINFIELD  
UNITED  
**YIELD REPORT 2023**

## Annual Precipitation and GDU's



**WINFIELD  
UNITED**

**CROPLAN**

Learn more about our brands at  
[winfieldunited.com](http://winfieldunited.com)

Results are generated from field observations and may change as additional data is gathered. Crop results are dependent on the impact of many factors beyond the control of WinField United including without limitation, reduced performance due to weather, soil variations and may even reflect differences in agronomic practices.

© 2023 WinField United. Answer Plot<sup>®</sup>, CROPLAN<sup>®</sup> and WinField<sup>®</sup> are trademarks of WinField United.



10/18/2023                      Location: WestSalem-WI                      Trial: CPT-100  
 PLDATE: 5/10/2023                      HDATE: 10/16/2023                      Irrigation:                      NO

Hybrid	Yield	Moisture	TWT Mn	\$/Acre
DKC52-99RIB	322.1	18.5	54.4	1464.42
B01Z88AM	314.4	18.6	53.4	1427.55
CP3852TRE/RIB	310.8	17.9	54.4	1423.21
DKC101-35RIB	305.0	17.8	54.1	1397.39
B03H35AM	306.3	19.1	54.5	1382.35
NK0367-AA	301.8	19.5	52.8	1355.46
P0075Q	300.4	19.4	54.5	1350.25
B98Z37AM	296.6	18.7	53.7	1344.39
B01V22AM	294.8	18.4	52.8	1341.06
CP4444VT2P/RIB	292.4	18.6	53.2	1327.22
CP3715SSPRO/RIB	288.6	17.5	54.3	1327.11
CP3980VT2P/RIB	291.2	18.3	55.3	1326.30
DKC103-47RIB	295.6	19.8	53.2	1322.19
DKC099-11RIB	284.9	18.0	54.3	1302.29
CP4188VT2P/RIB	281.7	18.0	54.7	1287.14
DKC48-34RIB	281.7	18.3	55.1	1283.38
CP4188SS/RIB	281.7	18.4	53.9	1281.42
CP3899VT2P/RIB	278.4	18.3	54.4	1268.59
NK9771-DV	276.2	18.0	55.2	1262.73
B99A24AM	276.6	18.7	55.4	1254.21
P9955AM	275.4	19.2	56.0	1241.53
DKC49-24RIB	273.6	18.6	55.7	1241.51
NK0243-D	273.1	18.5	51.6	1241.05
CP3724VT2P/RIB	271.9	18.2	54.2	1239.88
CP4265VT2P/RIB	265.5	18.2	54.4	1210.47
NK9832-AA	261.3	18.5	55.9	1187.55
B00M18Q	260.7	18.7	54.0	1181.58
NK0007-AA	259.2	19.0	55.1	1170.48
NK0295-AA	250.3	19.1	54.7	1129.22
CP4079VT2P/RIB	228.0	17.5	55.3	1048.22
Mn	284.4	18.5	54.4	1292.07
LSD(.10)	16.2	0.6	0.9	74.41
#Reps	3	3	3	3
CVErr	4.186	2.403	1.274	4.238

\$/Acre Assumptions = \$4.70/Bushel Selling Price and \$0.05/Point of Moisture over 15.5%.



Learn more about our brands at [winfieldunited.com](http://winfieldunited.com)

Results are generated from field observations and may change as additional data is gathered. Crop results are dependent on the impact of many factors beyond the control of WinField United including without limitation, reduced performance due to weather, soil variations and may even reflect differences in agronomic practices.

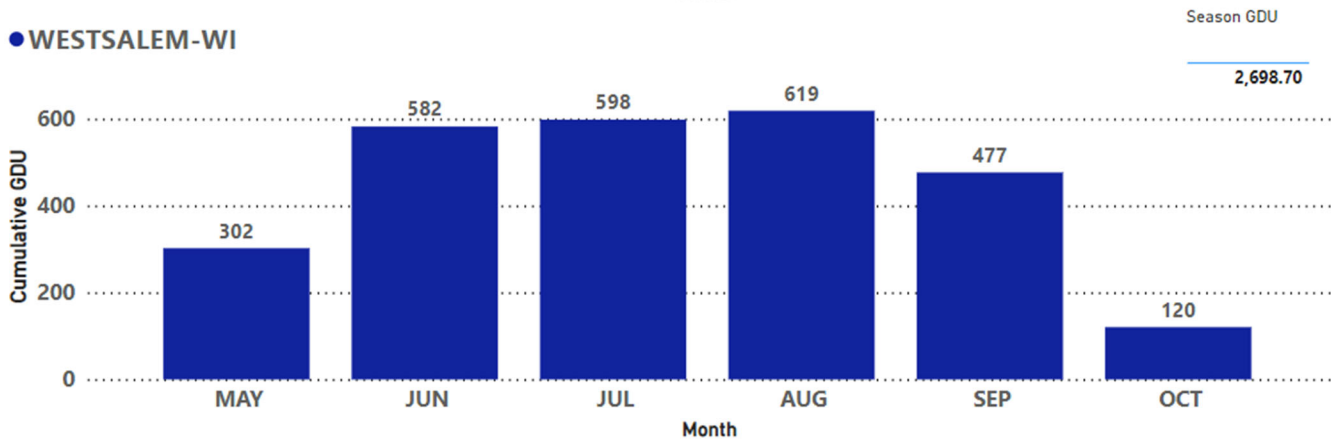
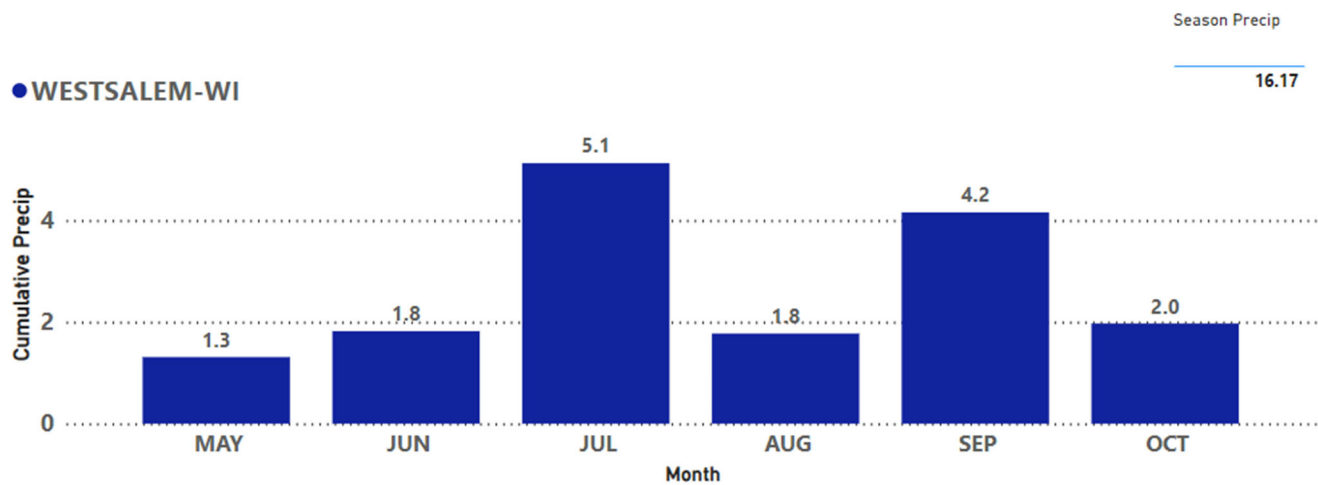
© 2023 WinField United. Answer Plot®, CROPLAN® and WinField® are trademarks of WinField United.



CORN

**Answer Plot<sup>®</sup>**  
By WINFIELD  
UNITED  
**YIELD REPORT 2023**

## Annual Precipitation and GDU's



**WINFIELD  
UNITED**

**CROPLAN**

Learn more about our brands at  
[winfieldunited.com](http://winfieldunited.com)

Results are generated from field observations and may change as additional data is gathered. Crop results are dependent on the impact of many factors beyond the control of WinField United including without limitation, reduced performance due to weather, soil variations and may even reflect differences in agronomic practices.

© 2023 WinField United. Answer Plot<sup>®</sup>, CROPLAN<sup>®</sup> and WinField<sup>®</sup> are trademarks of WinField United.



10/18/2023                      Location: WestSalem-WI                      Trial: CPT-105

PLDATE: 5/10/2023                      HDATE: 10/16/2023                      Irrigation:                      NO

Hybrid	Yield	Moisture	TWT Mn	\$/Acre
DKC59-82RIB	340.3	21.1	52.0	1498.02
B07H01AM	336.8	22.2	51.5	1461.16
B08R32AM	332.1	21.5	51.8	1453.74
DKC56-26RIB	326.7	20.6	52.0	1446.44
CP4516TRE/RIB	317.9	19.2	52.9	1432.44
B06Y18Q	322.2	21.0	52.9	1419.42
DKC57-23RIB	321.7	20.9	51.0	1419.19
CP4757VT2P/RIB	314.3	19.6	55.0	1409.56
NK0922-V	319.9	21.5	50.2	1400.51
CP4676SS/RIB	309.8	20.1	54.0	1379.90
B04R11Q	305.1	19.9	53.2	1362.94
DKC57-45RIB	306.2	20.8	51.5	1352.05
CP4652SSPRO/RIB	297.5	19.6	52.3	1333.56
DKC105-35RIB	294.5	20.3	53.9	1309.68
B05K32AM	292.5	19.8	53.7	1307.85
NK0877-V	297.6	22.4	49.0	1286.65
P0688AM	288.7	20.5	53.0	1279.63
B05C33Q	286.9	20.6	53.3	1270.51
NK0367-AA	279.8	19.4	54.2	1257.14
P0404Q	267.7	19.3	54.5	1205.04
CP4444VT2P/RIB	258.6	19.0	54.4	1168.58
P0339Q	259.6	20.1	54.5	1157.41
DKC103-07RIB	249.9	19.2	55.4	1126.42
NK0748-D	258.2	21.8	50.4	1125.43

Mn	299.1	20.3	52.8	1328.76
LSD(.10)	14.7	0.8	1.1	67.62
#Reps	3	3	3	3
CVErr	3.622	2.800	1.531	3.742

\$/Acre Assumptions = \$4.70/Bushel Selling Price and \$0.05/Point of Moisture over 15.5%.



Learn more about our brands at [winfieldunited.com](http://winfieldunited.com)

Results are generated from field observations and may change as additional data is gathered. Crop results are dependent on the impact of many factors beyond the control of WinField United including without limitation, reduced performance due to weather, soil variations and may even reflect differences in agronomic practices.

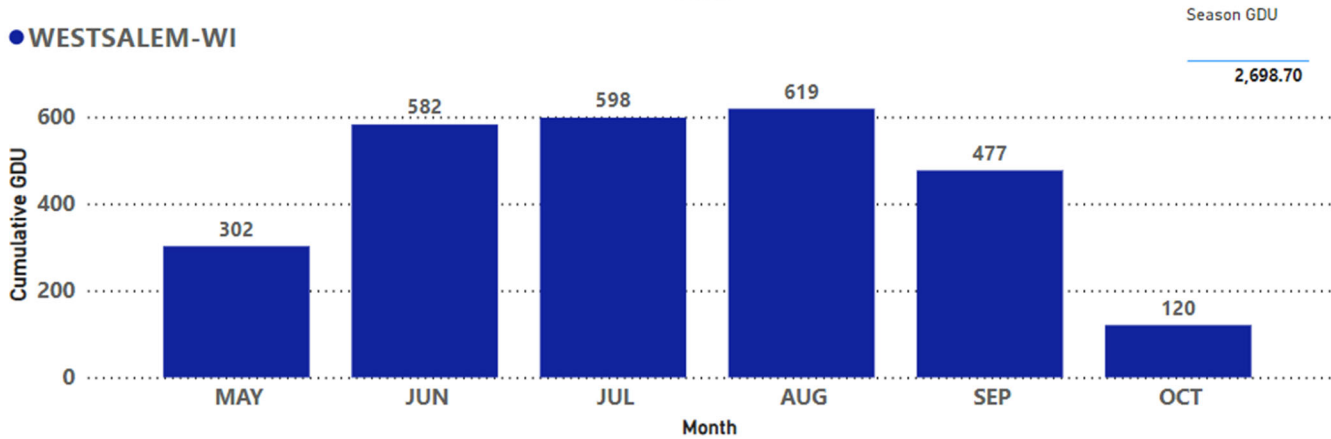
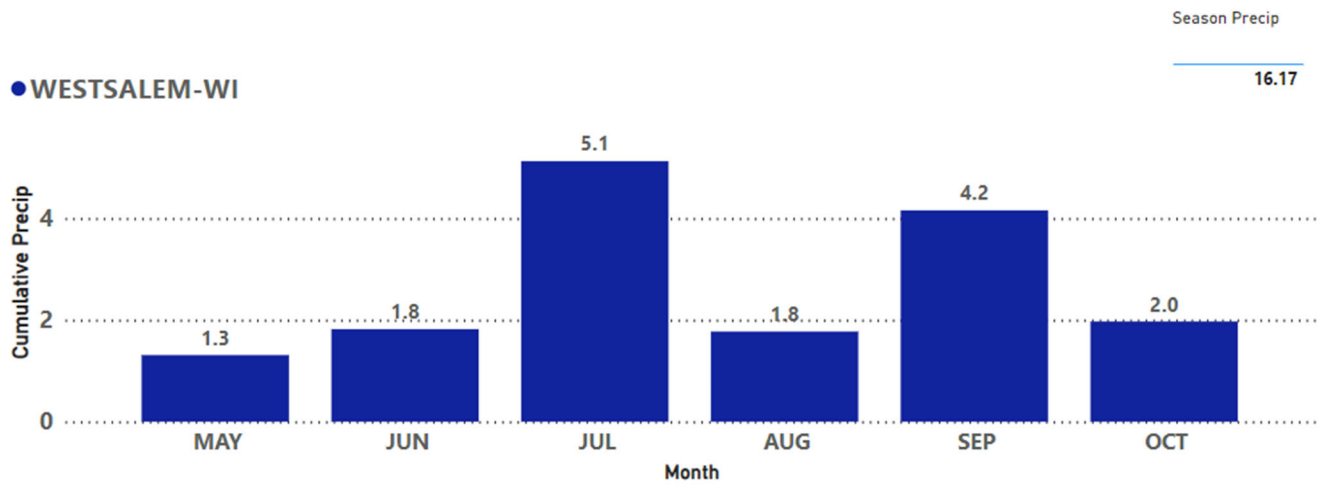
© 2023 WinField United. Answer Plot®, CROPLAN® and WinField® are trademarks of WinField United.



CORN

**Answer Plot<sup>®</sup>**  
 By WINFIELD  
 UNITED  
**YIELD REPORT 2023**

## Annual Precipitation and GDU's



**WINFIELD  
 UNITED**

**CROPLAN**

Learn more about our brands at  
[winfieldunited.com](http://winfieldunited.com)

Results are generated from field observations and may change as additional data is gathered. Crop results are dependent on the impact of many factors beyond the control of WinField United including without limitation, reduced performance due to weather, soil variations and may even reflect differences in agronomic practices.

© 2023 WinField United. Answer Plot<sup>®</sup>, CROPLAN<sup>®</sup> and WinField<sup>®</sup> are trademarks of WinField United.



# CORN SILAGE

## Answer Plot<sup>®</sup> By WINFIELD UNITED YIELD REPORT 2023

10/23/2023

Location: WestSalem-WI

Trial: S-105

PLDATE: 5/10/2023

HDATE: 9/5/2023

Irrigation: NO

Hybrid	RM	Yield30% DM									
		Tons/acre	Moisture	Milk/acre	Milk/ton	NDFD	NDF	STARCH	CP	IVD	TDN
<b>B06F91Q</b>	106	37.7	65.6	39891	3514	52.0	38.7	34.4	6.8	79.8	73.1
<b>B09F18Q</b>	109	37.5	68.0	39510	3507	51.6	38.9	32.7	7.1	79.9	74.0
<b>B08V35Q</b>	108	37.3	66.7	39704	3546	52.0	38.2	34.5	6.7	80.1	74.0
<b>CP4652SSPRO/RIB</b>	106	36.9	65.1	38795	3506	51.9	38.7	35.0	6.4	79.9	72.8
<b>DKC107-33RIB</b>	107	36.5	65.6	38173	3483	52.1	37.9	34.3	6.9	80.3	73.4
<b>DKC53-94RIB</b>	103	35.9	65.2	37592	3491	51.7	38.1	35.2	6.4	80.3	73.0
<b>NK0798-DV</b>		35.3	64.2	36662	3459	51.5	39.7	34.5	6.7	79.5	71.7
<b>DKC59-07RIB</b>	109	35.2	66.2	37699	3567	51.6	37.9	35.4	6.7	80.4	73.6
<b>B08R32AM</b>	108	35.0	66.7	37333	3555	52.0	38.0	34.7	6.7	80.3	74.1
<b>DKC57-23RIB</b>	107	34.8	64.7	36613	3509	51.8	38.2	35.7	6.5	80.2	72.7
<b>NK0440-AT LowPop *</b>	104	34.0	65.8	35746	3505	51.7	38.1	34.6	6.8	80.3	73.4
<b>CP4516TRE/RIB</b>	105	33.9	61.9	34758	3419	52.4	37.5	37.5	6.5	80.3	71.2
<b>CP4757VT2P/RIB</b>	107	33.7	64.0	35371	3502	51.8	37.7	36.4	6.6	80.5	72.3
<b>CP4676SS/RIB</b>	106	33.6	66.4	36155	3591	51.6	38.6	35.8	6.4	80.1	73.5
<b>DKC105-33RIB</b>	105	33.1	64.8	34905	3524	51.8	37.8	35.8	6.9	80.4	72.8
<b>P0688AM</b>	106	31.2	65.1	32885	3499	52.5	38.4	34.4	6.9	79.9	73.1
<b>NK0748-D LowPop *</b>	107	30.0	66.6	30871	3417	51.1	39.1	32.3	7.1	80.0	72.9
<b>NK0367-AA LowPop *</b>	103	28.8	62.6	29322	3395	52.3	39.1	34.1	7.4	79.5	71.2
<b>Mn</b>		33.7	64.7	35164	3474	51.9	38.6	34.7	6.8	79.9	72.5
<b>LSD(.10)</b>		2.3	1.2	2486	46	0.4	0.6	0.7	0.1	0.3	0.7
<b>#Reps</b>		3	3	3	3	3	3	3	3	3	3
<b>CVErr</b>		4.944	1.306	5.182	0.976	0.523	1.136	1.514	1.387	0.306	0.741

\*Low populations planted at 30,000 plants per acre



Learn more about our brands at [winfieldunited.com](http://winfieldunited.com)

Results are generated from field observations and may change as additional data is gathered. Crop results are dependent on the impact of many factors beyond the control of WinField United including without limitation, reduced performance due to weather, soil variations and may even reflect differences in agronomic practices.

© 2023 WinField United. Answer Plot<sup>®</sup>, CROPLAN<sup>®</sup> and WinField<sup>®</sup> are trademarks of WinField United.



# CORN SILAGE

## Answer Plot<sup>®</sup> By WINFIELD UNITED YIELD REPORT 2023

10/23/2023

Location: WestSalem-WI

Trial: S-110

PLDATE: 5/10/2023

HDATE: 9/5/2023

Irrigation: NO

Hybrid	Yield30% DM										
	RM	Tons/acre	Moisture	Milk/acre	Milk/ton	NDFD	NDF	STARCH	CP	IVD	TDN
<b>B12F08Q</b>	112	35.8	66.4	37801	3511	52.1	37.9	34.6	6.5	80.2	73.9
<b>CP4880SS/RIB</b>	108	35.2	65.3	37084	3521	51.9	38.2	35.0	6.8	80.2	73.1
<b>B10Y21Q</b>	110	35.1	66.0	37352	3546	52.4	37.5	35.1	6.8	80.3	74.0
<b>B12C01Q</b>	112	34.7	67.0	36953	3541	52.0	38.5	34.0	6.8	80.0	74.1
<b>DKC58-64RIB</b>	108	34.3	65.8	36341	3528	51.9	38.1	34.7	6.9	80.2	73.5
<b>CP5115SS/RIB</b>	111	34.2	66.8	36339	3552	51.6	38.7	34.2	6.8	80.1	73.7
<b>DKC63-90RIB</b>	113	34.2	66.7	36498	3555	51.6	38.3	34.6	6.8	80.2	73.8
<b>B11C37AM</b>	111	34.1	65.6	36372	3554	52.0	37.6	35.7	6.6	80.4	73.5
<b>P0924Q</b>	109	34.1	65.6	36019	3520	52.4	37.7	35.0	6.7	80.2	73.7
<b>CP5210SS/RIB</b>	112	34.0	66.6	36296	3559	51.5	38.8	34.5	6.7	80.0	73.5
<b>DKC61-80RIB</b>	111	33.8	67.1	35777	3530	51.7	38.6	33.8	6.8	80.0	74.0
<b>CP5208VT2P/RIB</b>	112	33.7	62.6	34593	3437	52.3	38.2	36.3	6.6	80.0	71.4
<b>P0859AM</b>	108	33.0	64.5	34866	3523	52.6	38.5	35.4	6.5	79.7	72.8
<b>NK1239-D LowPop *</b>	112	32.4	65.5	33403	3431	51.9	39.7	32.6	6.9	79.4	72.7
<b>DKC59-07RIB</b>	109	32.3	64.6	34181	3524	52.0	37.9	36.2	6.5	80.3	72.7
<b>NK0922-V</b>	109	30.6	65.6	32357	3517	51.8	37.9	34.9	6.9	80.4	73.4
<b>NK1188-D LowPop *</b>	111	30.6	66.0	32133	3492	51.7	38.7	33.7	7.0	80.0	73.3
<b>NK1082-DV LowPop *</b>	110	30.2	65.8	31653	3504	52.4	38.2	34.3	6.8	80.0	73.6
<b>Mn</b>		33.3	65.3	34965	3496	52.1	38.6	34.5	6.7	79.9	73.0
<b>LSD(.10)</b>		1.8	0.6	1835	33	0.3	0.5	0.6	0.1	0.2	0.4
<b>#Reps</b>		3	3	3	3	3	3	3	3	3	3
<b>CVErr</b>		3.890	0.703	3.848	0.694	0.377	0.861	1.170	1.292	0.206	0.377

\*Low populations planted at 30,000 plants per acre



Learn more about our brands at  
[winfieldunited.com](http://winfieldunited.com)

Results are generated from field observations and may change as additional data is gathered. Crop results are dependent on the impact of many factors beyond the control of WinField United including without limitation, reduced performance due to weather, soil variations and may even reflect differences in agronomic practices.

© 2023 WinField United. Answer Plot<sup>®</sup>, CROPLAN<sup>®</sup> and WinField<sup>®</sup> are trademarks of WinField United.



# SOYBEANS

# Answer Plot<sup>®</sup>

By WINFIELD UNITED

## YIELD REPORT 2023

10/5/2023                      Location: WestSalem-WI                      Trial: SPT-12  
 PLDATE: 5/5/2023                      HDATE: 10/3/2023                      Irrigation:                      NO

Variety	BU/ACRE Mn	Moisture	TWT	\$/Acre
<b>B131EE</b>	90.2	11.3	55.7	1090.49
<b>B152EE</b>	90.2	11.0	56.2	1172.93
<b>XO1133E</b>	87.2	10.9	55.6	1133.10
<b>B112EE</b>	86.3	11.2	55.0	1065.24
<b>CP1430E</b>	85.7	11.4	57.9	1114.59
<b>NK14-C7XF</b>	84.3	10.8	54.9	1095.78
<b>NK11-A4E3</b>	83.8	11.0	55.4	1089.09
<b>P10A76X</b>	82.3	10.9	55.7	1070.48
<b>AG11XF2</b>	82.1	11.3	54.4	1028.21
<b>CP1240XF</b>	81.1	11.1	55.0	1053.70
<b>P13T47E</b>	80.8	11.1	56.8	1029.40
<b>NK11-U2XF</b>	80.3	11.2	56.3	1043.55
<b>XO1372E</b>	80.2	11.0	56.5	1042.58
<b>XO1212E</b>	80.1	10.4	55.5	1041.09
<b>CP1242XF</b>	79.6	10.8	54.1	1034.50
<b>CP1121E</b>	78.7	11.1	55.9	1022.49
<b>AG11XF4</b>	78.2	10.9	54.6	1015.96
<b>AG12XF3</b>	76.2	11.1	55.2	991.02
<b>NK14-W6E3</b>	74.9	10.9	55.8	973.40
<b>XO1404E</b>	74.5	10.8	56.2	968.69
<b>AG11XF4</b>	73.5	10.9	55.0	955.85
<b>CP1130E</b>	72.1	10.9	54.4	937.54
<b>Mn</b>	80.5	10.9	55.2	1040.01
<b>CVErr</b>	6.341	3.229	3.800	7.033
<b>LSD(.10)</b>	8.7	0.6	3.6	124.15
<b>#Reps</b>	2	2	2	2

\$/Acre Assumptions = \$13.00/Bushel Selling Price



Learn more about our brands at  
[winfieldunited.com](http://winfieldunited.com)

Results are generated from field observations and may change as additional data is gathered. Crop results are dependent on the impact of many factors beyond the control of WinField United including without limitation, reduced performance due to weather, soil variations and may even reflect differences in agronomic practices.

© 2023 WinField United. Answer Plot<sup>®</sup>, CROPLAN<sup>®</sup> and WinField<sup>®</sup> are trademarks of WinField United.

# SOYBEANS

## Answer Plot<sup>®</sup> By WINFIELD UNITED YIELD REPORT 2023

10/10/2023  
PLDATE: 5/5/2023

Location: WestSalem-WI  
HDATE: 10/3/2023

Trial: SPT-12  
Irrigation: NO

Variety	BU/ACRE Mn	Moisture	TWT	\$/Acre
B131EE	90.2	11.3	55.7	1090.49
B152EE	90.2	11.0	56.2	1172.93
XO1133E	87.2	10.9	55.6	1133.10
B112EE	86.3	11.2	55.0	1065.24
CP1430E	85.7	11.4	57.9	1114.59
NK14-C7XF	84.3	10.8	54.9	1095.78
NK11-A4E3	83.8	11.0	55.4	1089.09
P10A76X	82.3	10.9	55.7	1070.48
AG11XF2	82.1	11.3	54.4	1028.21
CP1240XF	81.1	11.1	55.0	1053.70
P13T47E	80.8	11.1	56.8	1029.40
NK11-U2XF	80.3	11.2	56.3	1043.55
XO1372E	80.2	11.0	56.5	1042.58
XO1212E	80.1	10.4	55.5	1041.09
CP1242XF	79.6	10.8	54.1	1034.50
CP1121E	78.7	11.1	55.9	1022.49
AG11XF4	78.2	10.9	54.6	1015.96
AG12XF3	76.2	11.1	55.2	991.02
NK14-W6E3	74.9	10.9	55.8	973.40
XO1404E	74.5	10.8	56.2	968.69
CP1130E	72.1	10.9	54.4	937.54
Mn	80.5	10.9	55.2	1040.01
CVErr	6.341	3.229	3.800	7.033
LSD(.10)	8.7	0.6	3.6	124.15
#Reps	2	2	2	2

\$/Acre Assumptions = \$13.00/Bushel Selling Price

**WINFIELD  
UNITED**

**CROPLAN**

Learn more about our brands at  
[winfieldunited.com](http://winfieldunited.com)

Results are generated from field observations and may change as additional data is gathered. Crop results are dependent on the impact of many factors beyond the control of WinField United including without limitation, reduced performance due to weather, soil variations and may even reflect differences in agronomic practices.

© 2023 WinField United. Answer Plot<sup>®</sup>, CROPLAN<sup>®</sup> and WinField<sup>®</sup> are trademarks of WinField United.

# SOYBEANS

## Answer Plot<sup>®</sup> By WINFIELD UNITED YIELD REPORT 2023

10/5/2023                      Location: WestSalem-WI                      Trial: SPT-16  
PLDATE: 5/5/2023                      HDATE: 10/3/2023                      Irrigation:                      NO

Variety	BU/ACRE Mn	Moisture	TWT	\$/Acre
NK15-G9E3S	95.7	11.1	55.9	1243.90
XO1632E	93.1	11.1	55.4	1210.64
CP1522E	91.2	11.4	55.9	1185.84
XO1822E	91.0	11.4	56.9	1183.37
CP1720E	89.6	11.8	56.7	1164.61
AG16XF3	89.6	10.0	54.1	1164.72
CP1430E	89.5	11.3	56.0	1163.94
CP1742XF	89.5	10.4	54.8	1163.04
AG15XF2	88.2	11.0	56.0	1146.59
AG18XF1	88.0	10.8	54.7	1143.63
B173EE	87.8	11.8	57.1	1141.78
NK16-Z6E3	87.3	10.9	55.4	1134.99
P16A84X	86.4	11.0	56.6	1122.57
P17A87E	86.3	10.2	54.2	1122.43
CP1623E	85.8	10.8	55.7	1115.47
B152EE	85.0	10.9	56.2	1105.14
CP1721E	84.7	10.2	55.4	1101.28
CP1540XF	83.6	11.1	56.3	1086.91
B163EE	83.3	11.0	55.9	1082.73
NK18-J7E3	82.5	10.6	55.2	1072.47
CP1620E	79.4	11.0	56.2	1031.72
XO1404E	77.8	10.9	57.0	1011.86
<b>Mn</b>	87.2	10.9	55.7	1130.38
<b>CVErr</b>	5.696	3.902	2.235	5.988
<b>LSD(.10)</b>	8.4	0.7	2.1	114.87
<b>#Reps</b>	2	2	2	2

\$/Acre Assumptions = \$13.00/Bushel Selling Price



Learn more about our brands at  
[winfieldunited.com](http://winfieldunited.com)

Results are generated from field observations and may change as additional data is gathered. Crop results are dependent on the impact of many factors beyond the control of WinField United including without limitation, reduced performance due to weather, soil variations and may even reflect differences in agronomic practices.

© 2023 WinField United. Answer Plot<sup>®</sup>, CROPLAN<sup>®</sup> and WinField<sup>®</sup> are trademarks of WinField United.

# SOYBEANS

## Answer Plot<sup>®</sup> By WINFIELD UNITED YIELD REPORT 2023

10/5/2023                      Location: WestSalem-WI                      Trial: SPT-20  
 PLDATE: 5/5/2023                      HDATE: 10/3/2023                      Irrigation:                      NO

Variety	BU/ACRE Mn	Moisture	TWT	\$/Acre
XO2181E	96.2	11.0	56.1	1251.01
B213EE	95.3	10.9	52.4	1238.49
CP1840XF	91.7	11.2	58.6	1192.63
P18A73E	91.3	10.4	55.3	1186.91
CP2122E	91.1	10.6	54.7	1184.85
NK21-C2E3	90.5	10.2	55.7	1176.96
CP1923E	89.4	10.8	56.3	1162.25
B243EE	88.4	11.2	56.6	1148.67
XO2282E	88.2	11.2	54.1	1146.57
AG21XF2	87.5	10.3	41.9	1136.92
CP2030E	87.0	10.4	56.1	1130.97
AG18XF1	86.9	11.3	61.6	1129.38
NK22-C4E3	86.3	10.7	56.1	1122.17
XO2323E	85.6	10.8	55.1	1112.16
NK19-T8E3S	85.2	10.7	56.1	1050.45
AG19XF3	85.0	11.0	55.1	1104.87
P19A66E	84.4	10.4	54.4	1097.13
P21A53E	83.5	11.3	56.0	1085.29
CP1742XF	83.4	11.4	55.7	1084.05
CP2054XF	83.2	10.7	57.4	1081.04
AG20XF4	82.6	11.1	55.5	1073.42
B202EE	81.1	10.5	54.7	1054.54
CP1930E	75.5	10.4	53.3	981.88
<b>Mn</b>	87.4	10.8	55.4	1130.14
<b>CVErr</b>	5.125	4.593	7.618	5.948
<b>LSD(.10)</b>	7.6	0.8	7.2	114.10
<b>#Reps</b>	2	2	2	2

\$/Acre Assumptions = \$13.00/Bushel Selling Price



Learn more about our brands at  
[winfieldunited.com](http://winfieldunited.com)

Results are generated from field observations and may change as additional data is gathered. Crop results are dependent on the impact of many factors beyond the control of WinField United including without limitation, reduced performance due to weather, soil variations and may even reflect differences in agronomic practices.

© 2023 WinField United. Answer Plot<sup>®</sup>, CROPLAN<sup>®</sup> and WinField<sup>®</sup> are trademarks of WinField United.